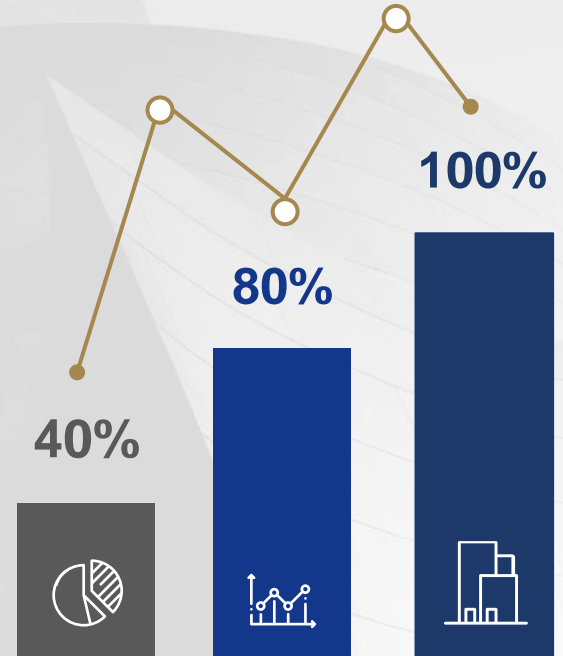



Delfi Analytics

Cypriot Construction Industry: Key Trends in 2020



Executive Summary



-2.7%



In 2020, a year marked by the onset of the coronavirus pandemic, the building activity in Cyprus slumped after a five-year increase. The major causes for the decline in the construction industry are mainly the coronavirus outbreak & the cancellation of the Cyprus Naturalization program. Specifically, building permits dropped slightly by 2.7%, from 7,218 in 2019 to 7,023 in 2020. This figure corresponds to 9,292 dwelling units (-3.5% yoy), €2,710.3 thousand (-27.3% yoy) & 2,260.7 thousand m2 of surface (-12.6% yoy). Moreover, residential buildings permits accounted for 72.2% of the total building permits reaching 5,069 in 2020 (-2.1% yoy).



2,717 building permits in **Nicosia** issued during 2020 (+7.2% decrease compared with the corresponding period in 2019)



2,058 building permits in **Limassol** issued during 2020 (-5.9% decrease compared with the corresponding period in 2019)



957 building permits in **Larnaca** issued during 2020 (-15.6% decrease compared with the corresponding period in 2019)



953 building permits in **Paphos** issued during 2020 (-9.4% decrease compared with the corresponding period in 2019)



338 building permits in **Ammochostos** issued during 2020 (+8.4% decrease compared with the corresponding period in 2019)

7,023



**Building Permits
issued in 2020**

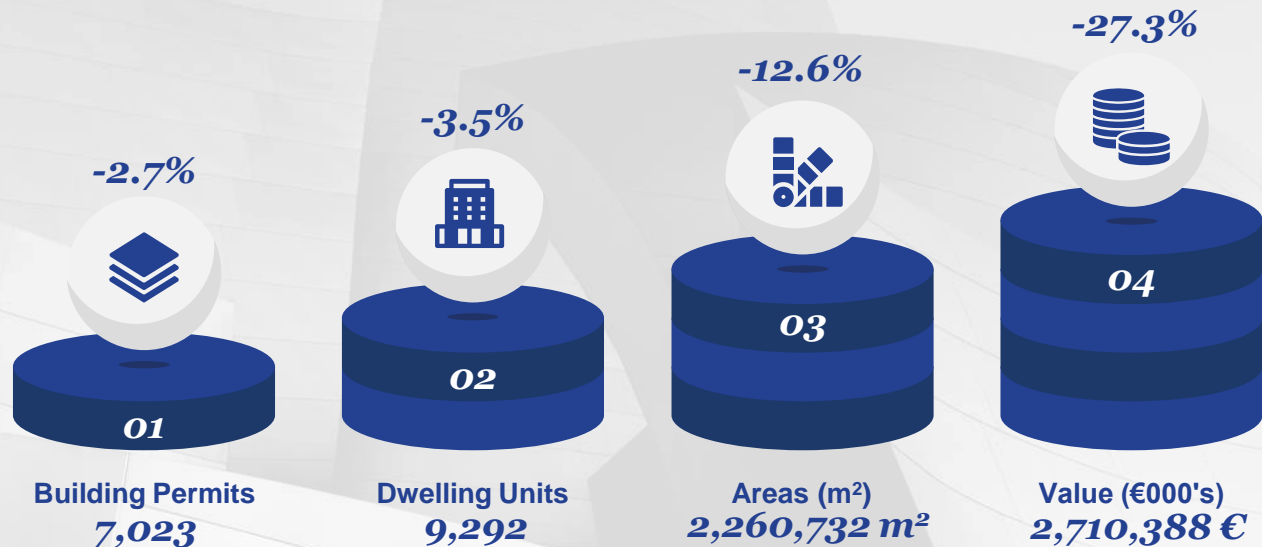
Data Source: CYSTAT

Building Activity in Cyprus: Snapshot 2020



Building Activity in Cyprus: 2020

According to the data released by the Statistical Service of Cyprus (CYSTAT), building activity in Cyprus decreased in 2020 for the first time in five years due to the cancellation of Cyprus Naturalization program & the pandemic outbreak. In terms of the number of building permits issued, building activity fell slightly by -2.7% from 7,218 permits in 2019 to 7,023 permits in 2020.



Data Source: CYSTAT

Building Activity in Cyprus: Breakdown per District - Paphos



of Permits
953



Value (€000's)
351,819 €



Dwelling Units
966

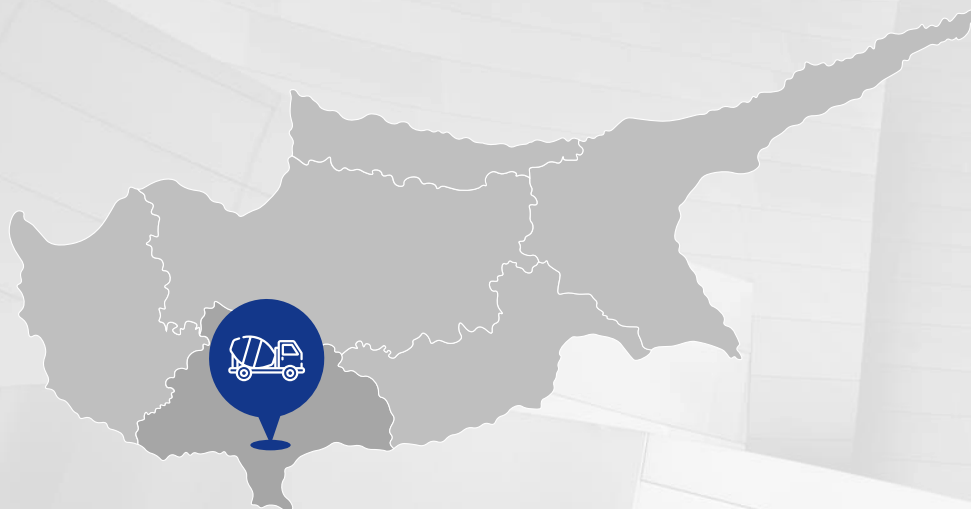


Areas (m²)
242,745



Data Source: CYSTAT

Building Activity in Cyprus: Breakdown per District - Limassol



of Permits
2,058



Value (€000's)
944,664 €



Dwelling Units
3,361

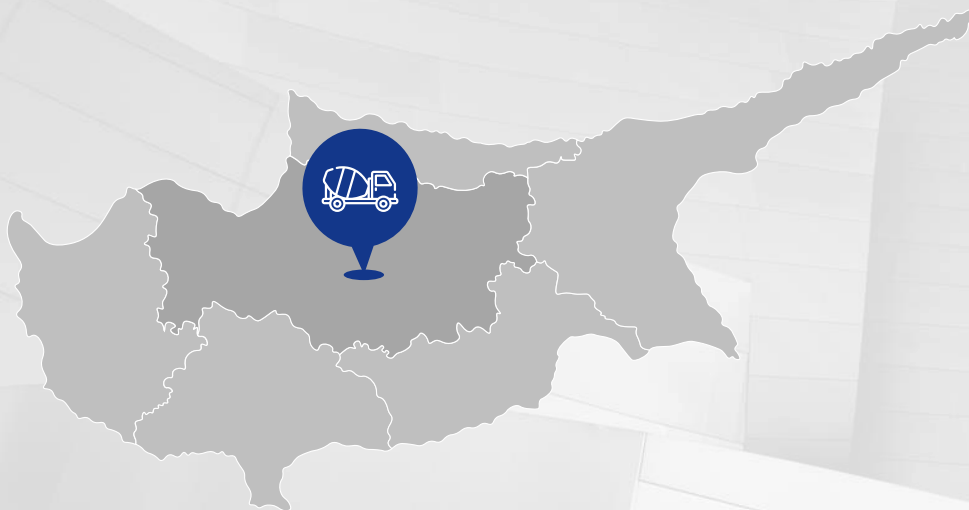


Areas (m2)
777,472



Data Source: CYSTAT

Building Activity in Cyprus: Breakdown per District - Nicosia



of Permits
2,717

+7.2%



Value (€000's)
813,056 €

+21.4%



Dwelling Units
3,275

+13.9%

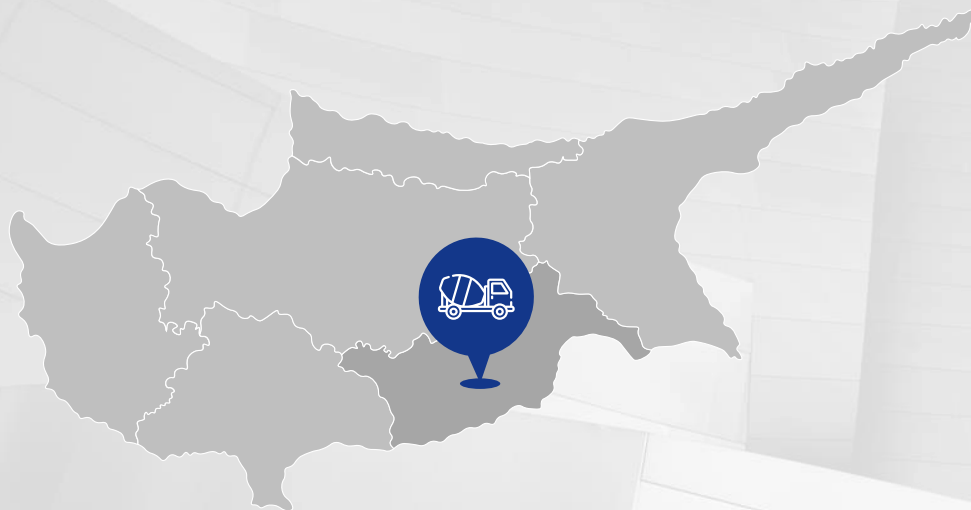


Areas (m2)
743,698

+19.1%

Data Source: CYSTAT

Building Activity in Cyprus: Breakdown per District - Larnaca



of Permits
957

-15.6%



Value (€000's)
331,442 €

-26.8%



Dwelling Units
1,141

-1.5%



Areas (m2)
282,660

-15.1%

Data Source: CYSTAT

Building Activity in Cyprus: Breakdown per District - Ammochostos



Nr of Permits
338

+8.4%



Value (€000's)
269,407 €

+44.7%



Dwelling Units
549

+36.6%



Areas (m2)
214,157

+38.2%

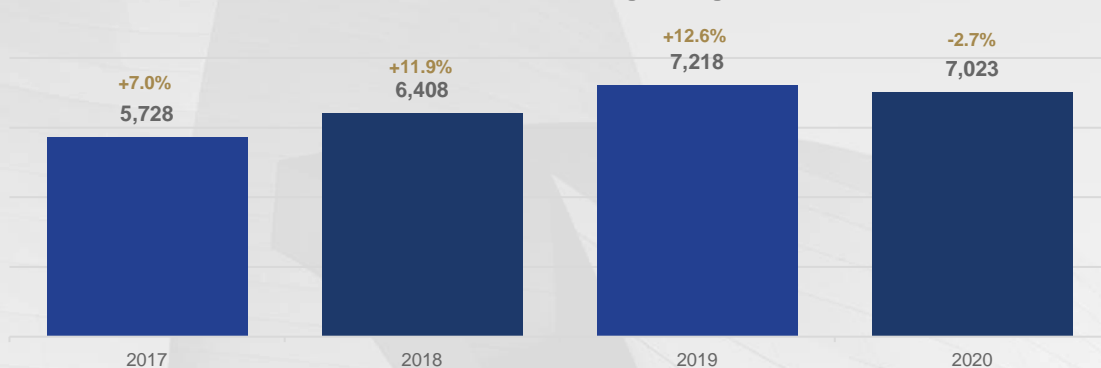
Data Source: CYSTAT

Building Activity in Cyprus: Building Permits Evolution & Breakdown

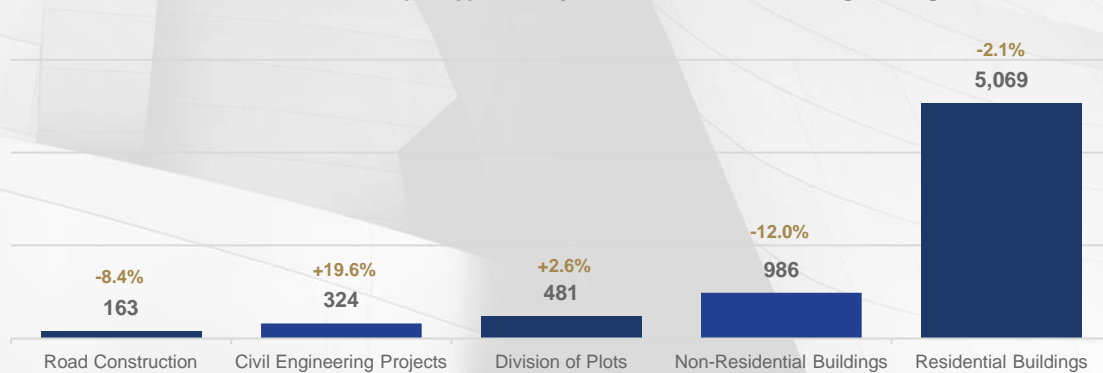


Data Source: CYSTAT

Number of Permits & YoY Percentage Change, 2017-2020



Number of Permits per Type of Project in 2020 & YoY Percentage Change

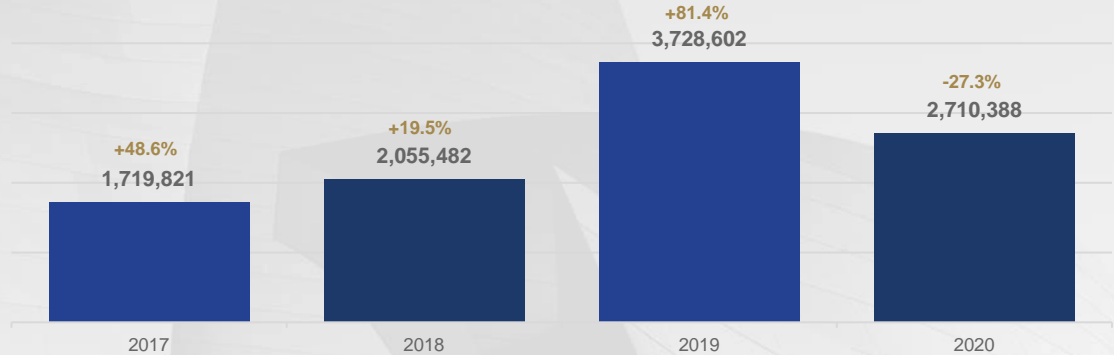


Building Activity in Cyprus: Asset Value Evolution & Breakdown

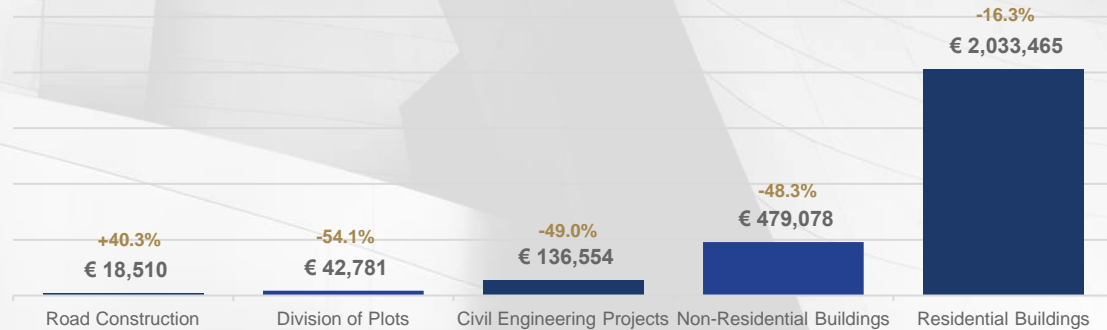


Data Source: CYSTAT

Value (€000's) & YoY Percentage Change, 2017-2020

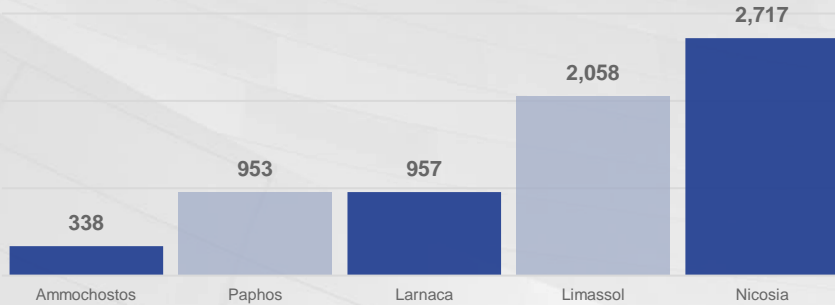


Value (€000's) per Type of Project in 2020 & YoY Percentage Change

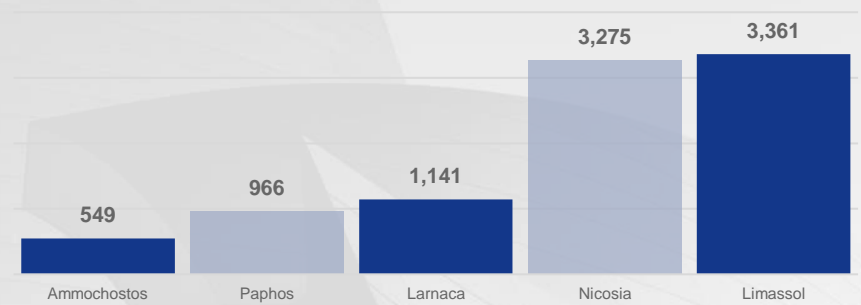


Building Activity in Cyprus: Regional Comparison

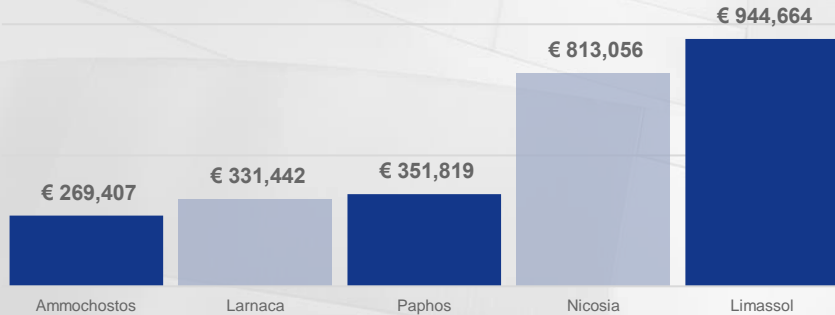
New Building Permits & YoY Percentage Change, by Region



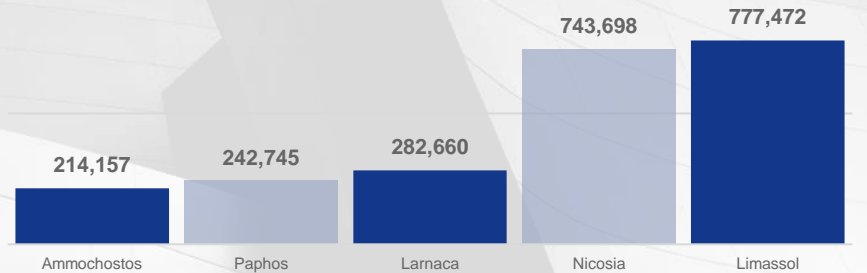
Dwelling Units & YoY Percentage Change, by Region



Value (€000's) & YoY Percentage Change, by Region



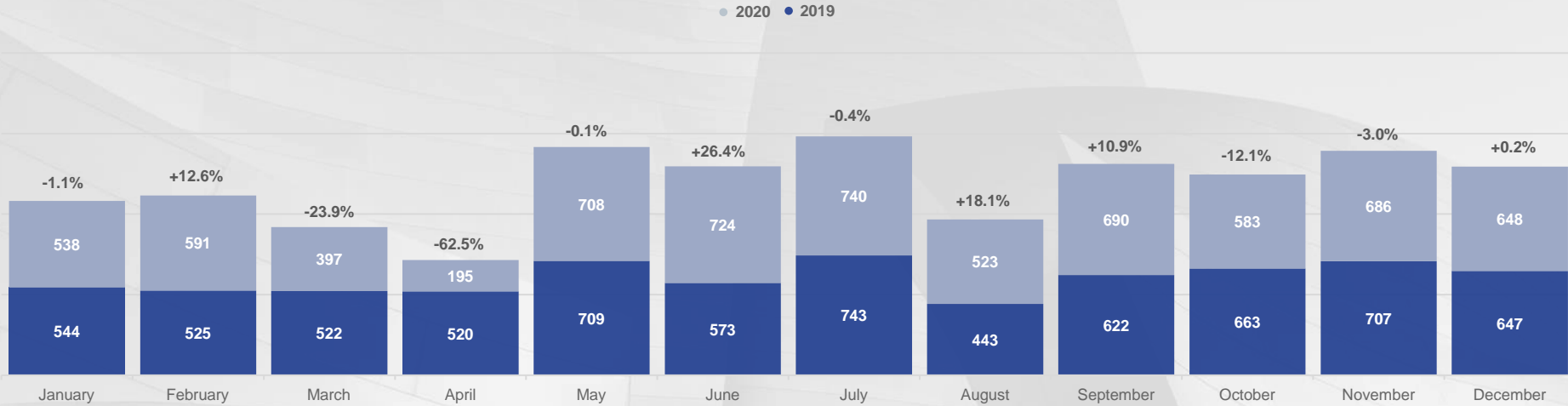
Area (m²) & YoY Percentage Change, by Region



Data Source: CYSTAT

Building Activity in Cyprus: Permits' Monthly Analysis

Number of Building Permits per Month in 2020 & YoY Percentage Change




7,023

Building Permits in 2020

-2.7%

Building Permits in 2020



July

Peak Period

Data Source: CYSTAT

Legal Disclaimers

LEGAL DISCLAIMER © 2021 - DELFI PARTNERS COPYRIGHT & REGISTERED TRADEMARK: DELFI PARTNERS Ltd | DELFI PARTNERS S.A. | DELFI ANALYTICS

The Information herein has been obtained from sources believed to be reliable. While we do not doubt its accuracy, we have not verified it and make no guarantee, warranty or representation about it. It is your responsibility to independently confirm its accuracy and completeness. Any projections, opinions, assumptions or estimates used are for example purposes only. The information contained here-in, or sent by email or other transmission, in writing or oral, prior to, with or after this communication ("information") is for information purposes only. The information presented here-in does not comprise a prospectus of securities for the purposes of EU Directive 2003/71/EC or any related or subsequent directive. As between you and DP, you acknowledge that DP owns or has a license to all title and copyrights in and to the content provided in this presentation. All title and intellectual property rights in and to any licensed content provided in this presentation is the property of the respective content owners and are protected by applicable copyright or other intellectual property laws and treaties and subject to use restrictions under such laws or treaties. All quotes from Delfi Partners are valid for 30 days following the date of presentation transmission. Our Company accepts no liability for the content of this presentation, or for the consequences of any actions taken on the basis of the information provided, unless that information is subsequently confirmed in writing. Any views or opinions presented are solely those of the author and do not necessarily represent those of the Company.

CONFIDENTIALITY & MATERIAL DISCLAIMER © 2021 - DELFI PARTNERS: COPYRIGHT & REGISTERED TRADEMARK: DELFI PARTNERS Ltd | DELFI PARTNERS S.A. | DELFI ANALYTICS

Delfi Partners disclaims all representations and warranties in the information contained in this Presentation, whether express or implied, including, without limitation, any warranty of satisfactory quality, completeness, accuracy, fitness for a particular purpose or non-infringement. The information contained herein is as of the date and time referenced in the Presentation and Delfi Partners does not undertake any obligation to update such information. All content, data, statements and other information are not warranted as to completeness or accuracy and are subject to change without notice. Delfi Partners disclaims any responsibility or liability, whether in contract, tort (including, without limitation, negligence), equity or otherwise, for the quality, accuracy or completeness of the information contained in this Presentation, and for any reliance on, or uses to which, this Presentation, is put, and you are solely responsible for any use to which you put such information. Without limiting any of the foregoing, to the fullest extent permitted by applicable law, in no event shall Delfi Partners have any liability for any special, punitive, indirect, or consequential damages (including lost profits or lost opportunity), in connection with the information contained in this Presentation, even if notified of the possibility of such damages. Delfi Partners and its affiliates may have positions (long or short), effect transactions or make markets in securities or financial instruments mentioned herein (or options with respect thereto), or provide advice or loans to or participate in the underwriting or restructuring of the obligations of, issuers mentioned herein. This Presentation is proprietary and confidential to Delfi Partners. Any comments or statements made herein do not necessarily reflect those of Delfi Partners, its subsidiaries or its affiliates.

DISCLAIMER © 2021 - DELFI PARTNERS: COPYRIGHT & REGISTERED TRADEMARK: DELFI PARTNERS Ltd | DELFI PARTNERS S.A. | DELFI ANALYTICS

The Information herein has been obtained from sources believed to be reliable. While we do not doubt its accuracy, we have not verified it and make no guarantee, warranty or representation about it. It is your responsibility to independently confirm its accuracy and completeness. Any projections, opinions, assumptions or estimates used are for example purposes only. As between you and DP, you acknowledge that DP owns or has a license to all title and copyrights in and to the content provided in this presentation. All title and intellectual property rights in and to any licensed content provided in this presentation is the property of the respective content owners and are protected by applicable copyright or other intellectual property laws and treaties and subject to use restrictions under such laws or treaties. This information does not constitute an offer of, or an invitation by or on behalf of, any issuer to subscribe or purchase any investment and shall not form the basis of, nor may it accompany, nor form part of, any contract to acquire any investment in any jurisdiction, now or in the future. The distribution of the information may be restricted by law in certain jurisdictions and the information does not constitute an offer of, or any invitation by or on behalf of the issuer to offer or sell any investment in any jurisdiction. Accordingly, the information may not be distributed in any jurisdiction, except in accordance with the legal requirements applicable to such jurisdictions. Persons into whose possession the information comes are required by DP to inform themselves about and to observe any such restrictions. neither DP nor its affiliates accepts any liability to any persons or parties in relation to the distribution or possession of the information in or from any jurisdiction. The information is not intended for distribution to the public and may not be reproduced, redistributed or published and is strictly confidential.

Delfi Partners & Company

Leading real estate asset
management practice
www.delfipartners.com



Delfi Analytics

Independent, innovative real estate
market data intelligence platform
www.delfianalytics.com

Contact Details

Greece Office

7, Stadiou Str., 4th Floor, 10562, Athens,
Greece, Phone: +30 2169009020

Cyprus Office

20, Katsoni Str. & Kyriakou Matsi Ave., 1082,
Nicosia, Cyprus, Phone: +357 22000060

UK Office

Level 1, One Mayfair Place, Devonshire House,
Mayfair, W1J 8AJ, United Kingdom,
Phone: +44 (0) 2032057091

Italy Office

Via San Raffaele 1, Milan 20121 Milano,
Italy, Phone: +39 02124127645



Contact Details

Greece Office

7, Stadiou Str., 4th Floor, 10562, Athens,
Greece, Phone: +30 2169009020

Cyprus Office

20, Katsoni Str. & Kyriakou Matsi Ave., 1082,
Nicosia, Cyprus, Phone: +357 22000060